

Independent Auditors' Report

To
The Members of
National Institute for Smart Government

Report on the Standalone Financial Statements

We have audited the accompanying standalone financial statements of **National Institute for Smart Government** ("the Company"), which comprise the Balance Sheet as at 31 March 2016, the Statement of Income and Expenditure for the year then ended and a summary of the significant accounting policies and other explanatory information (hereinafter referred to as "the financial statements").

Management's Responsibility for the Standalone Financial Statements

The Company's Board of Directors is responsible for the matters stated in Section 134(5) of the Companies Act, 2013 ("the Act") with respect to the preparation and presentation of these standalone financial statements that give a true and fair view of the financial position and financial performance of the Company in accordance with the accounting principles generally accepted in India, including the Accounting Standards specified under Section 133 of the Act, read with Rule 7 of the Companies (Accounts) Rules, 2014. This responsibility also includes maintenance of adequate accounting records in accordance with the provisions of the Act for safeguarding the assets of the Company and for preventing and detecting frauds and other irregularities; selection and application of appropriate accounting policies; making judgments and estimates that are reasonable and prudent; and design, implementation and maintenance of adequate internal financial controls, that were operating effectively for ensuring the accuracy and completeness of the accounting records, relevant to the preparation and presentation of the financial statements that give a true and fair view and are free from material misstatement, whether due to fraud or error.

Auditor's Responsibility

Our responsibility is to express an opinion on these standalone financial statements based on our audit.

We have taken into account the provisions of the Act, the accounting and auditing standards and matters which are required to be included in the audit report under the provisions of the Act and the Rules made thereunder.

We conducted our audit in accordance with the Standards on Auditing specified under Section 143(10) of the Act. Those Standards require that we comply with ethical requirements and plan and perform the audit to obtain reasonable assurance about whether the financial statements are free from material misstatement.

An audit involves performing procedures to obtain audit evidence about the amounts and the disclosures in the financial statements. The procedures selected depend on the auditor's judgment, including the assessment of the risks of material misstatement of the financial statements, whether due to fraud or error. In making those risk assessments, the auditor considers internal financial controls relevant to the Company's preparation of the financial statements that give a true and fair view in order to design audit procedures that are appropriate in the circumstances. An audit also includes evaluating the appropriateness of the accounting policies used and the reasonableness of the accounting estimates made by the Company's Directors, as well as evaluating the overall presentation of the financial statements.

We believe that the audit evidence we have obtained is sufficient and appropriate to provide a basis for our audit opinion on the standalone financial statements.

Opinion

In our opinion and to the best of our information and according to the explanations given to us, the aforesaid standalone financial statements give the information required by the Act in the manner so required and give a true and fair view in conformity with the accounting principles generally accepted in India, of the state of affairs of the Company as at 31 March 2016, and its surplus for the year ended on that date.




Report on Other Legal and Regulatory Requirements

1. As required by section 143(3) of the Act, we report that:
 - a. We have sought and obtained all the information and explanations which to the best of our knowledge and belief were necessary for the purpose of our audit;
 - b. In our opinion proper books of account as required by law have been kept by the Company so far as appears from our examination of those books;
 - c. the Balance Sheet, the Statement of Income and Expenditure dealt by this Report are in agreement with the books of account;
 - d. In our opinion, the aforesaid standalone financial statements comply with the Accounting Standards specified under Section 133 of the Act, read with Rule 7 of the Companies (Accounts) Rules, 2014;
 - e. On the basis of written representations received from the directors as on 31 March 2016, and taken on record by the Board of Directors, none of the directors is disqualified as on 31 March 2016, from being appointed as a director in terms of Section 164 (2) of the Act.
 - f. With respect to the adequacy of the internal financial controls over financial reporting of the Company and the operating effectiveness of such controls, refer to our separate report in 'Annexure A'; and
 - g. With respect to the other matters to be included in the Auditor's Report in accordance with Rule 11 of the Companies (Audit and Auditor's) Rules, 2014, in our opinion and to the best of our information and according to the explanations given to us
 - i. there are no pending litigations on or by the Company, the impact of which needs to be disclosed in the financial statements;
 - ii. the Company does not have any material foreseeable losses relating to long-term contracts including derivative contracts.
 - iii. Rs.2,15,88,500/- share application money received during the year 2006-07 has not been transferred to the Investor Education and Protection Fund, refer note 5.1 to the financial statements.
2. This report does not include a statement on matters specified in paragraph 3 and 4 of the Companies (Auditor's Report) Order, 2016 ("the Order") issued by the Central Government of India in terms of sub-section (11) of section 143 of the Act, since in our opinion and according to the information and explanation given to us, the said Order is not applicable to the Company, at present.

for M. Bhaskara Rao & Co.,
Chartered Accountants
Firm Registration No. 000459S




M. V. Ramana Murthy
Partner
Membership No.206439

Hyderabad, 16 September 2016

Annexure A to the Independent Auditors' report

(Referred to in paragraph 1(f) under 'Report on Other Legal and Regulatory Requirements' of our report of even date)

Report on the Internal Financial Controls Over Financial Reporting under Clause (i) of Sub-section 3 of Section 143 of the Companies Act, 2013 ("the Act")

We have audited the internal financial controls over financial reporting of **National Institute for Smart Government** ("the Company") as of 31 March 2016 in conjunction with our audit of the standalone financial statements of the Company for the year ended on that date.

Management's Responsibility for Internal Financial Controls

The Company's management is responsible for establishing and maintaining internal financial controls based on the internal control over financial reporting criteria established by the Company considering the essential components of internal control stated in the Guidance Note on Audit of Internal Financial Controls Over Financial Reporting issued by the Institute of Chartered Accountants of India. These responsibilities include the design, implementation and maintenance of adequate internal financial controls that were operating effectively for ensuring the orderly and efficient conduct of its business, including adherence to company's policies, the safeguarding of its assets, the prevention and detection of frauds and errors, the accuracy and completeness of the accounting records, and the timely preparation of reliable financial information, as required under the Companies Act, 2013.

Auditors' Responsibility

Our responsibility is to express an opinion on the Company's internal financial controls over financial reporting based on our audit. We conducted our audit in accordance with the Guidance Note on Audit of Internal Financial Controls Over Financial Reporting (the "Guidance Note") issued by the Institute of Chartered Accountants of India and the Standards on Auditing prescribed under Section 143(10) of the Companies Act, 2013, to the extent applicable to an audit of internal financial controls. Those Standards and the Guidance Note require that we comply with ethical requirements and plan and perform the audit to obtain reasonable assurance about whether adequate internal financial controls over financial reporting was established and maintained and if such controls operated effectively in all material respects.

Our audit involves performing procedures to obtain audit evidence about the adequacy of the internal financial controls system over financial reporting and their operating effectiveness. Our audit of internal financial controls over financial reporting included obtaining an understanding of internal financial controls over financial reporting, assessing the risk that a material weakness exists, and testing and evaluating the design and operating effectiveness of internal control based on the assessed risk. The procedures selected depend on the auditor's judgement, including the assessment of the risks of material misstatement of the financial statements, whether due to fraud or error.

We believe that the audit evidence we have obtained is sufficient and appropriate to provide a basis for our audit opinion on the Company's internal financial controls system over financial reporting.

Meaning of Internal Financial Controls Over Financial Reporting

A Company's internal financial control over financial reporting is a process designed to provide reasonable assurance regarding the reliability of financial reporting and the preparation of financial statements for external purposes in accordance with generally accepted accounting principles. A company's internal financial control over financial reporting includes those policies and procedures that (1) pertain to the maintenance of records that, in reasonable detail, accurately and fairly reflect the transactions and dispositions of the assets of the company; (2) provide reasonable assurance that transactions are recorded as necessary to permit preparation of financial statements in accordance with generally accepted accounting principles, and that receipts and expenditures of the company are being made only in accordance with authorisations of management and directors of the company; and (3) provide reasonable assurance regarding prevention or timely detection of unauthorised acquisition, use, or disposition of the company's assets that could have a material effect on the financial statements.



Inherent Limitations of Internal Financial Controls Over Financial Reporting


Because of the inherent limitations of internal financial controls over financial reporting, including the possibility of collusion or improper management override of controls, material misstatements due to error or fraud may occur and not be detected. Also, projections of any evaluation of the internal financial controls over financial reporting to future periods are subject to the risk that the internal financial control over financial reporting may become inadequate because of changes in conditions, or that the degree of compliance with the policies or procedures may deteriorate.

Opinion

In our opinion and according to the information and explanation given to us, the Company is in the process of documenting its internal financial control over financial reporting on criteria based on or considering the essential components of internal control stated in the Guidance Note on Audit of Internal Financial Controls over Financial Reporting issued by the Institute of Chartered Accountants of India, considering the size of the Company and nature of its operations during the year, such internal financial controls over financial reporting followed were adequate and were operating effectively as at March 31, 2016.

for M. Bhaskara Rao & Co.,
Chartered Accountants
Firm Registration No. 000459S




M. V. Ramana Murthy
Partner
Membership No. 206439

Hyderabad, 16 September 2016


National Institute for Smart Government
Balance Sheet as at 31 March 2016

(Amount in Rupees)

	Note	As at 31 March 2016	As at 31 March 2015
EQUITY AND LIABILITIES			
Shareholders' Funds			
Share Capital	3	2,94,11,500	2,94,11,500
Reserves and Surplus	4	31,18,26,329	25,10,16,609
		34,12,37,829	28,04,28,109
Share Application Money Pending Allotment	5	2,15,88,500	2,15,88,500
Non Current Liabilities			
Long Term Provisions	6	2,97,16,131	2,69,06,753
Current Liabilities			
Trade Payables	7	4,41,23,255	4,89,28,073
Other Current Liabilities	8	26,60,93,113	10,81,93,498
Short Term Provisions	9	19,75,868	13,84,913
		31,21,92,236	15,85,06,484
Total		70,47,34,696	48,74,29,846
ASSETS			
Non Current Assets			
Fixed Assets	10		
Tangible Assets		18,41,843	21,52,455
Intangible Assets		4,13,723	48,988
Long Term Loans and Advances	11	9,45,08,537	8,24,14,145
		9,67,64,103	8,46,15,588
Current Assets			
Trade Receivables	12	5,15,36,879	2,91,25,306
Cash and Bank Balances	13	54,87,94,779	34,63,68,797
Short Term Loans and Advances	14	15,48,491	1,95,82,590
Other Current Assets	15	60,90,444	77,37,565
		60,79,70,593	40,28,14,258
Total		70,47,34,696	48,74,29,846
Corporate Information	1		
Significant Accounting Policies	2		

Accompanying notes form an integral part of the financial statements

In terms of our report attached
for M. Bhaskara Rao & Co.
Chartered Accountants


M.V. Ramana Murthy
Partner

New Delhi, 16 September 2016



for and on behalf of the Board
National Institute for Smart Government
CIN: U85320TG2002NPL039032


Sanjiv Mital
CEO / Director
DIN:00052570


R Chandrasekhar
Director
DIN:01312412


National Institute for Smart Government
Statement of Income and Expenditure for the year ended 31 March 2016

(Amount in Rupees)

	Note	Year ended 31 March 2016	Year ended 31 March 2015
Income			
Revenue from Operations	16	37,63,81,540	47,13,47,157
Other Income	17	2,64,69,152	2,32,18,420
Total		40,28,50,692	49,45,65,577
Expenses			
Employee Benefits Expense	18	17,10,41,682	16,32,60,118
Finance Costs	19	-	4,04,13,665
Depreciation and Amortization Expense	10	25,50,016	49,87,181
Other Expenses	20	16,84,49,274	22,59,72,734
Total		34,20,40,972	43,46,33,698
Surplus Before Tax		6,08,09,720	5,99,31,879
Tax expense	29	-	-
Surplus for the year		6,08,09,720	5,99,31,879
Earnings per equity share of face value of Rs.100/- each			
Basic and Diluted - Rs.	23	207	203.77
Corporate Information	1		
Significant Accounting Policies	2		

Accompanying notes form an integral part of the financial statements

In terms of our report attached
for M. Bhaskara Rao & Co.
Chartered Accountants



M.V. Ramana Murthy
Partner

New Delhi, 16 September 2016



for and on behalf of the Board
National Institute for Smart Government
CIN: U85320TG2002NPL039032


Sanjiv Mital
CEO / Director
DIN:00052570


R Chandrasekhar
Director
DIN:01312412


National Institute for Smart Government
Cash flow statement for the year ended 31 March 2016

(Amount in Rupees)

	Year ended 31 March 2016	Year ended 31 March 2015
Cash flow from operating activities		
Surplus before tax	6,08,09,720	5,99,31,879
Non-cash adjustments to reconcile surplus before tax to net cash flows		
Depreciation	25,50,016	49,87,181
Interest expense	-	4,04,13,665
Interest income	(2,63,99,078)	(2,32,15,819)
Operating profit before working capital changes	3,69,60,658	8,21,16,906
Changes in in working capital:		
Adjustments for Increase / (Decrease) in operating liabilities		
Long term provisions	28,09,378	53,37,415
Trade Payables	(48,04,818)	(1,50,97,578)
Other current liabilities	15,78,99,615	(3,96,73,896)
Short term provisions	5,90,955	1,20,210
Adjustments for (Increase) / Decrease in operating assets		
Long term loans and advances	-	(50,000)
Trade receivables	(2,24,11,573)	4,95,71,537
Short term loans and advances	1,80,34,099	1,94,58,809
Cash generated from operations	18,90,78,314	10,17,83,403
Direct Taxes paid (net of the income tax refund)	(1,20,94,392)	(1,93,82,450)
Net cash flow from operating activities	17,69,83,922	8,24,00,953
Cash flows from investing activities		
Capital expenditure on fixed assets, intangible assets and CWIP	(26,04,139)	(35,91,464)
Investments in bank deposits (having original maturity of more than three months)	(2,47,98,770)	(16,20,03,004)
Interest Received	2,80,46,199	7,09,84,392
Net cash flow from / (used in) investing activities	6,43,290	(9,46,10,076)
Cash flows from financing activities	-	-
Net cash flow from financing activities	-	-
Net increase / (decrease) in cash and cash equivalents	17,76,27,212	(1,22,09,123)
Cash and cash equivalents at the beginning of the year	6,46,26,758	7,68,35,880
Cash and cash equivalents at the end of the year	24,22,53,970	6,46,26,757

Accompanying notes form an intergral part of the financial statements

In terms of our report attached
for M. Bhaskara Rao & Co.
Chartered Accountants



M.V. Ramana Murthy
Partner

New Delhi, 16 September 2016



for and on behalf of the Board
National Institute for Smart Government
CIN: U85320TG2002NPL039032


Sanjiv Mital
CEO / Director
DIN:00052570


R Chandrasekhar
Director
DIN:01312412

National Institute for Smart Government

Notes to the financial statement for the year ended 31 March 2016

1. Corporate Information

National Institute for Smart Government ('the Company') was formed based on the recommendations of the National Task Force on IT through a Gazette notification and was incorporated in May 2002 as a Not-for-profit Section 25 company under the Companies Act, 1956 with a focus on eGovernance. As per its constitution, 51% of the equity of the Company is held by private sector and 49% of the equity by the public sector.

2. Significant Accounting Policies

2.1 Basis of Accounting and Preparation of Financial Statements

These financial statements have been prepared and presented under the historical cost convention on the accrual basis of accounting and comply with the Accounting Standards specified under Section 133 of the Companies Act, 2013 ('the Act') read with Rule 7 of the Companies (Accounts) Rules, 2014 and other accounting principles generally accepted in India (GAAP), to the extent applicable. The financial statements are presented in Indian rupees (Rs.).

2.2 Use of estimates

The preparation of the financial statements in conformity with GAAP requires that the management makes estimates and assumptions that affect the reported amounts of assets and liabilities as at the date of the financial statements and the reported amounts of revenue and expenses during the reported period. Future results could differ due to these estimates and the differences between the actual results and the estimates are recognised in the periods in which the results are known/materialise.

2.3 Revenue recognition

Consultancy and Content Development: Revenue on fixed price consulting projects/contracts is recognized as and when services are performed in accordance with the terms of agreement / arrangement with respective customers on milestone completion basis.

Management Fees: Revenue from staffing services is recognised at a prescribed percentage on the manpower costs in accordance with terms of agreement entered into with respective customers.

2.4 Fixed Assets and Depreciation/Amortisation

Fixed Assets are carried at cost less accumulated depreciation/amortization and impairment losses, if any. The cost of fixed assets comprises of purchase price, applicable duties and taxes, any directly attributable expenditure and other incidental expenses on making the asset ready for its intended use.

Depreciation on tangible and intangible asset has been provided on written down value method as per useful lives prescribed in Schedule II of the Companies Act, 2013, except for Leasehold Improvements which are amortised over the period of lease.

2.5 Leases

Lease payments under an operating lease are recognised as an expense in the statement of Income and expenditure.

2.6 Foreign Currency Transactions

Foreign currency transactions are accounted at the exchange rates prevailing on the date of transactions. Gains and losses resulting from settlement of such transactions are recognised in the Statement of Income and Expenditure. Monetary assets and liabilities related to foreign currency transactions remaining unsettled at the end of the year are translated at year end rates. The difference in translation of monetary assets and liabilities and realised gains and losses on foreign exchange transactions are recognised in the Statement of Income and Expenditure.

2.7 Employee Benefits

Liability for employee benefits, both short and long term, for present and past services which are due as per the terms of employment are recorded in accordance with Accounting Standard (AS) 15.

- Contribution to Provident fund is charged as expense, being a defined contribution plan.
- Leave Encashment is provided on the basis of actual leave un-availed and shall become due at the time of leaving.
- Gratuity is provided on the basis of valuation of the liability by an independent actuary as at the year end.



National Institute for Smart Government

Notes to the financial statement for the year ended 31 March 2016

2.8 Taxes on Income

The Company is registered under Section 12AA of the Income Tax and is exempt from tax subject to compliance with the provisions of relevant regulations.

2.9 Earnings Per Share

The Company reports basic and diluted earnings per share in accordance with the Accounting Standard – 20 “Earnings per shares”.

Basic earning per equity shares is computed by dividing the Surplus for the year after tax attributable to the equity shareholders by the weighted average number of equity shares outstanding during the year.

Diluted earning per share is computed by dividing the surplus for the year after tax adjusted for the effects of diluted potential equity shares, attributable to the equity shareholders by the weighted average number of equity shares and dilutive potential equity shares outstanding during the year except where the results are anti dilutive.

2.10 Impairment of assets

At each balance sheet date, the Company assesses whether there is any indication of impairment of the carrying amount of fixed assets. If any such indication exists, the Company estimates the recoverable amount. If the carrying amount of the asset exceeds its recoverable amount, an impairment loss is recognised in the statement of income and expenditure to the extent carrying amount exceeds recoverable amount.

2.11 Provisions, Contingent Liabilities and Contingent Assets

The company recognizes provisions when there is present obligation as a result of past event and it is probable that there will be outflow of resources and reliable estimate can be made of the amount of the obligation. A disclosure for contingent liabilities is made in the notes on accounts when there is a possible obligation or a present obligation that may, but probably will not, require an outflow of resources. Contingent assets are neither recognized nor disclosed in the financial statements.



3. Share Capital

	As at 31 March 2016		As at 31 March 2015	
	Number of Shares	Amount in Rupees	Number of Shares	Amount in Rupees
Authorised Capital				
Equity Shares of Rs.100/- each	25,00,000	25,00,00,000	25,00,000	25,00,00,000
Issued, Subscribed and Fully Paid up				
Equity Shares of Rs.100/- each	2,94,115	2,94,11,500	2,94,115	2,94,11,500
	2,94,115	2,94,11,500	2,94,115	2,94,11,500

3.1 Reconciliation of the number of equity shares and amount outstanding at the beginning and at the end of the year.

	As at 31 March 2016		As at 31 March 2015	
	Number of Shares	Amount in Rupees	Number of Shares	Amount in Rupees
Equity Shares of Rs.100/- each				
Balance at the beginning of the year	2,94,115	2,94,11,500	2,94,115	2,94,11,500
Add: Alloted during the year	-	-	-	-
Balance at the end of the year	2,94,115	2,94,11,500	2,94,115	2,94,11,500

3.2 Details of shares held by each shareholders holding more than 5% shares in the company

	As at 31 March 2016		As at 31 March 2015	
	Number of Shares	% of Holding	Number of Shares	% of Holding
Equity Shares of Rs.100/- each				
Group A (Refer note 3.4)				
- Department of Administrative Reforms and Public Grievances	41,773	14.20%	41,773	14.20%
- Ministry of Communication and Information Technology	41,773	14.20%	41,773	14.20%
- Government of Andhra Pradesh, Department of Information Technology	41,773	14.20%	41,773	14.20%
- Government of Chattisgarh, Department of Infotech and Biotech Promotion Society	6,265	2.13%	6,265	2.13%
- Government of Meghalaya, Department of Information Technology	6,265	2.13%	6,265	2.13%
- Greater Municipal Corporation Visakhapatnam	6,266	2.13%	6,266	2.13%
Group B (Refer note 3.4)				
- National Association of Software and Services Companies	1,00,000	34.00%	1,00,000	34.00%
- Infrastructure Leasing and Financial Services Limited	50,000	17.00%	50,000	17.00%

3.3 Rights, preferences and restrictions attached to equity shares

The equity shares of the Company having par value of Rs.100/- per share, rank pari passu in all respects. Repayment of the capital in the event of winding up of the Company will inter alia be subject to the provisions of Companies Act, 2013 and the Articles of Association of the Company and the same shall not be distributed amongst the members of the Company but shall be given or transferred to such other Company having objects similar to the objects of the Company to be determined by the members of the Company at or before the time of dissolution.

3.4 As per Clause 5 of the Articles of Association of the Company, the percentage of holding mentioned against each entity thereunder shall not ordinarily exceed twenty four (24) percent. However, it shall be open for such entities to take lesser percentage, if they so wish. The allotment is pending receipt of the share of contribution from the private sector shareholders. As on March 31, 2016, one entity exceeded the shareholding percentage specified in the articles of association.



		(Amount in Rupees)	
		As at	As at
		31 March 2016	31 March 2015
4. Reserves and Surplus			
Surplus in Statement of Income and Expenditure			
Opening Balance		25,10,16,609	19,10,84,730
Add: Surplus for the year		6,08,09,720	5,99,31,879
Closing Balance		31,18,26,329	25,10,16,609
5. Share Application Money pending allotment			
Department of Information Technology		58,22,700	58,22,700
Department of Administrative Reforms and Public Grievances		58,22,700	58,22,700
Government of Andhra Pradesh		58,22,700	58,22,700
Government of Assam		15,00,000	15,00,000
Government of Chattisgarh		8,73,500	8,73,500
Government of Meghalaya		8,73,500	8,73,500
Municipal Corporation Visakhapatnam		8,73,400	8,73,400
		2,15,88,500	2,15,88,500

- 5.1 The Company has received the above share application money during the year 2006-07 for 2,15,885 equity shares of Rs.100/- each. The Company has sufficient Authorised Capital for allotment of the above share application money. As per the Articles of association of the Company the paid up share capital shall be owned by the Government (49%) and non-Government Entities (51%). The percentage of holding mentioned against each entity thereunder shall not ordinarily exceed twenty four (24) percent. However, it shall be open for such entities to take lesser percentage, if they so wish. The allotment is pending receipt of the share of contribution from the private sector shareholders, pending which the share application money not being transferred to Investor Education and Protection Fund.

		(Amount in Rupees)	
		As at	As at
		31 March 2016	31 March 2015
6. Long Term Provisions			
Provision for Employee Benefits			
Gratuity (Refer note 6.1)		2,97,16,131	2,69,06,753
Total		2,97,16,131	2,69,06,753
6.1 The following table sets forth the status of the Gratuity Plan of the Company, and the amounts recognized in the balance sheet and statement of profit and loss.			
(i) Amount to be recognised in Balance Sheet			
Projected benefit obligation at the end of the year		3,16,91,999	2,82,91,666
Fair value of plan assets at end of the period		-	-
Liability recognized in the balance sheet		3,16,91,999	2,82,91,666
(ii) Reconciliation of Benefit obligation and plan asset for the year			
Change in Defined Benefit Obligations			
Projected benefit obligation at the beginning of the year		2,82,91,666	2,28,34,041
Current Service Cost		27,13,903	93,78,497
Interest Cost		13,84,913	24,47,075
Benefits paid		(3,59,325)	-
Actuarial (gain)/loss		(3,39,158)	(63,67,947)
Projected benefit obligation at the end of the year		3,16,91,999	2,82,91,666
(iii) Gratuity cost for the year recognised in the statement of profit and loss			
Current service cost		27,13,903	93,78,497
Interest cost		13,84,913	24,47,075
Actuarial (gain)/loss		(3,39,158)	(63,67,947)
Net gratuity cost		37,59,658	54,57,625
(iv) Summary of principal actuarial assumptions			
Discount rate (p.a.)		7.76%	7.95%
Salary increase		7.50%	8.00%
Attrition rate		12.00%	13.36%



National Institute for Smart Government
Notes to the financial statement for the year ended 31 March 2016

(Amount in Rupees)

	As at 31 March 2016	As at 31 March 2015
7. Trade Payables		
Other than acceptances (Refer note 7.1)	4,41,23,255	4,89,28,073
Total	4,41,23,255	4,89,28,073
7.1	According to the records available with the Company, there were no dues payable to entities that are classified as Micro and Small Enterprises under the Micro, Small and Medium Enterprises Development Act, 2006 during the period. Hence disclosures, if any, relating to amounts unpaid as at the period end together with the interest paid / payable as required under the said Act have not been given.	
8. Other Current Liabilities		
Other Payables		
Unspent Grants (Refer note 8.1)	25,79,03,831	9,82,92,808
Earnest Money Deposit	11,50,000	13,50,000
Advance from Customers	31,55,417	50,85,236
Statutory Payables	19,91,188	15,12,777
Others	18,92,677	19,52,677
Total	26,60,93,113	10,81,93,498
8.1 Unspent Grants		
Ministry of Information Technology (E-Bharat Studies)	2,01,19,341	4,04,13,665
Unique Identification Authority of India (PMU)	87,38,337	-
Unique Identification Authority of India (Adhar Enabled)	38,33,615	1,11,30,122
Ministry of Communication & Information Technology (EGPX)	21,74,663	21,74,663
CB Training Under NeGP	-	3,11,866
Unique Identification Authority of India FSE	64,35,571	46,71,376
Ministry of information Technology(NeGD-SeMT-MLA)	2,74,33,642	-
Government of Bihar (CT Bihar)	3,41,271	3,41,271
Government of Tripura (CT Tripura)	2,34,946	8,37,072
Government of Pondicherry (Composit Team)	2,15,206	-
Government of Uttar Pradesh (CT Uttar Pradesh)	12,13,678	9,94,977
Government of Maharastra (CT Maharastra)	31,12,915	52,01,157
Department of Administrative Reforms & Public Grievances (PMU)	1,28,862	4,58,327
Ministry of Health & Family Welfare(PMU)	11,36,325	-
Media lab Asia -Negd (EGPM for SC/ST)	3,80,96,718	-
Media lab Asia -Negd (CB of North East)	4,51,22,060	-
Media lab Asia -Negd (CB Scheme Phase II)	2,74,40,692	-
Ministry of corporate Affairs(CDM-TSG)	54,62,938	-
Government of Bihar (BAPES)	3,74,819	3,74,819
Unique Identification Authority of India (TSU)	1,48,46,123	-
Unique Identification Authority of India (SRP)	15,21,630	-
Department of Posts(PMU)	1,55,74,649	32,10,918
ICTD Fund Balance	10,24,559	10,24,559
Water Resource Department, Government of Maharastra	2,24,452	64,228
Others	3,30,96,820	2,70,83,788
Total	25,79,03,831	9,82,92,808
9. Short Term Provisions		
Gratuity (Refer note 6.1)	19,75,868	13,84,913
Total	19,75,868	13,84,913



National Institute for Smart Government
Notes to the financial statement for the year ended 31 March 2016

		<i>(Amount in Rupees)</i>	
		As at	As at
		31 March 2016	31 March 2015
11. Long Term Loans and Advances			
<i>(Unsecured, Considered good)</i>			
Security Deposits		90,35,660	90,35,660
Tax Deducted at Source		8,54,72,877	7,33,78,485
Total		9,45,08,537	8,24,14,145
12. Trade Receivable			
<i>Unsecured</i>			
Outstanding for a period exceeding six months			
Considered Good		1,91,806	65,99,640
Doubtful		7,04,13,294	6,24,50,277
Provision for doubtful receivables		(7,04,13,294)	(6,24,50,277)
		1,91,806	65,99,640
Other receivables			
Considered Good		5,13,45,073	2,25,25,666
Total		5,15,36,879	2,91,25,306
13. Cash and Bank Balances			
Cash and Cash Equivalents			
Cash on hand		-	-
Balances with banks			
In Current Accounts		1,83,687	2,85,488
In Savings Accounts		24,20,70,283	6,43,41,270
		24,22,53,970	6,46,26,758
Other Bank Balances			
Earmarked Balances with Banks			
In Deposit Account			
Margin Money Deposits (Refer note 13.1)		1,76,07,556	1,76,07,556
Long term Deposits with maturity more than 3 months and less than 12 months		28,89,33,253	26,41,34,483
		30,65,40,809	28,17,42,039
Total		54,87,94,779	34,63,68,797

13.1 Margin Money Deposits are against guarantees issued by banks which have been furnished to customers.

		<i>(Amount in Rupees)</i>	
		As at	As at
		31 March 2016	31 March 2015
14. Short - Term Loans and Advances			
<i>(Unsecured, Considered good)</i>			
Advance to employees		-	6,25,319
Advances recoverable from customers (Refer note 14.1)		15,48,491	1,89,57,271
Total		15,48,491	1,95,82,590



National Institute for Smart Government

Notes to the financial statement for the year ended 31 March 2016


- 14.1** Advances receivable from customers represents amounts incurred on projects over and above grants received from respective customers at the year end and the amounts are receivable from:

	<i>(Amount in Rupees)</i>	
	As at 31 March 2016	As at 31 March 2015
Unique Identification Authority of India (SRP)	-	26,46,230
Ministry of Communication & Information Technology (CIO Roll Out)	4,33,783	37,39,098
Government of Pondicherry (Composit Team)	-	2,61,101
Department of Agriculture & Co-operation, GOI (PMU DAC)	5,25,804	64,507
Unique Identification Authority of India (PMU)	-	35,40,069
Unique Identification Authority of India (TSU)	-	29,76,881
Ministry of information Technology(NeGD-SeMT-MLA)	-	57,29,385
Department.of information Technology(CB Training under NegP)	5,88,904	-
Total	15,48,491	1,89,57,271

15. Other Current Assets

(Unsecured, Considered good)

Interest Accrued on Bank Deposits	60,90,444	77,37,565
Total	60,90,444	77,37,565



National Institute for Smart Government
Notes to the financial statement for the year ended 31 March 2016

10. Fixed Assets

	Gross Block (At Cost)			Depreciation / Amortisation			Net Block		(Amount in Rupees)
	As at March 31, 2015	Additions	Deletion	As at March 31, 2016	Upto March 31, 2015	For the year	Deletion / Adjustments	Upto March 31, 2016	
Tangible Assets									
Leasehold improvements	71,62,000	-	-	71,62,000	71,62,000	-	-	71,62,000	-
Office Equipment	1,58,26,726	14,64,547	7,18,176	1,65,73,097	1,38,52,267	18,08,837	7,27,386	1,49,33,718	16,55,169
Furniture and Fixtures	8,28,738	-	-	8,28,738	7,80,309	-	-	7,80,309	48,429
Furniture and Electrical fittings	73,78,369	13,059	-	73,91,428	72,49,803	3,381	-	72,53,184	1,28,566
Vehicles	23,900	-	-	23,900	23,899	-	-	23,899	1
Total	3,12,19,733	14,77,606	7,18,176	3,19,79,163	2,90,68,278	18,12,218	7,27,386	3,01,53,110	18,41,843
Previous Year	2,76,28,269	35,91,464	-	3,12,19,733	2,44,21,395	46,46,882	-	2,90,68,278	21,51,455
Intangible Assets									
Software	26,61,862	11,01,533	-	37,63,395	26,11,874	7,37,798	-	33,49,672	4,13,723
Total	26,61,862	11,01,533	-	37,63,395	26,11,874	7,37,798	-	33,49,672	49,988
Previous Year	26,61,862	-	-	26,61,862	22,71,576	3,40,299	-	26,11,874	49,988

10.1 Depreciation / amortisation expense

(Amount in Rupees)

	Year Ended March 31, 2016	Year Ended March 31, 2015
Tangible Assets	18,12,218	46,46,882
Intangible Assets	7,37,798	3,40,299
Total	25,50,016	49,87,181



National Institute for Smart Government

Notes to the financial statement for the year ended 31 March 2016

(Amount in Rupees)

	Year ended 31 March 2016	Year ended 31 March 2015
16. Revenue From Operations		
Income from Consultancy	26,97,38,165	32,91,71,003
Income From Content Development & Training	3,45,37,604	5,96,31,590
Management Fee	7,21,05,771	8,25,44,564
Total	37,63,81,540	47,13,47,157
17. Other Income		
Interest income	2,63,99,078	2,32,15,819
Miscellaneous Income	70,074	2,601
Total	2,64,69,152	2,32,18,420
18. Employee Benefits Expenses		
Salaries and wages	16,29,98,995	15,55,63,870
Contribution to provident and other funds	80,42,687	76,96,248
Total	17,10,41,682	16,32,60,118
19. Finance Cost		
Other Borrowing Costs		
Interest on E-Bharath Funds	-	4,04,13,665
Total	-	4,04,13,665
20. Other Expenses		
Consultancy	10,05,12,076	12,19,93,621
Business Development	23,67,058	21,47,032
Rent	2,01,39,446	2,03,24,687
Printing and Stationary	3,96,540	10,11,227
Communication	50,31,712	54,23,281
Travelling and Conveyance	1,78,56,484	3,54,38,838
Foreign Exchange Fluctuation	5,603	298
Recruitment & Relocation Charges	51,01,105	5,05,636
Books and Periodicals	7,68,744	27,38,414
Electricity Charges	19,18,093	21,55,202
Honarorium	3,95,668	18,28,335
Insurance	2,36,254	65,000
Internship Fee	42,500	2,86,450
Repairs and Maintainence	41,14,515	51,24,694
Auditors' Remuneration (Refer note 25)	3,00,000	3,00,000
Legal and Professional Charges	2,64,491	9,92,854
Provision for Bad and Doubtful Debts	79,63,017	2,53,86,387
Bad debts written off	-	1,02,47,910
Less: Provision from doubtful debts	-	(1,02,47,910)
Service Tax (incl. interest)	11,154	1,03,794
Bank Charges	56,205	1,46,282
Service Tax Swatch Bharat Expenses	1,67,733	-
Miscellaneous Expenses	8,00,876	702
Total	16,84,49,274	22,59,72,734



National Institute for Smart Government

Notes to the financial statement for the year ended 31 March 2016

(Amount in Rupees)

	31 March 2016	31 March 2015
21. Contingencies and Commitments		
(a) Claims against the company not acknowledged as debt	Nil	Nil
(b) Gaurantees given to bankers	1,58,78,808	1,58,90,174
21.2 Commitments		
(a) Estimated amount of contracts remaining to be executed on capital account and not provided for	Nil	Nil
(b) Other Commitments		
- Interest income recognised in the statement of Income and Expenditure in respect of one grant amount	Not ascertained	Not ascertained
- Conditions attached to the utilisation of grants	Not ascertained	Not ascertained

22. Lease

Lease payments recognised in the statement of income and expenditure for the year Rs.2,00,49,912/- (31.03.2015: Rs.2,03,24,687/-)

23. Earnings Per Equity Shares

	Unit	Year ended 31 March 2016	Year ended 31 March 2015
Surplus after tax	In Rs.	6,08,09,720	5,99,31,879
Weighted average number of equity shares outstanding during the period	In Nos.	2,94,115	2,94,115
Face Value of Equity Shares	In Rs.	100.00	100.00
Basic and Diluted Earnings per Share *	In Rs.	206.75	203.77
* Diluted EPS has not been computed in respect of share application money received pending management decision regarding the allotment as detailed in note no 5.1.			

24. Segment Reporting

The Company's operations predominantly consist of Consultancy and Training Services. Hence there are no reportable segments under Accounting Standard -17. During the year under report, substantial part of the Company's business has been carried out in India. The conditions prevailing in India being uniform, no separate geographical disclosures are considered necessary.

25 Auditors' Remuneration

(Excluding Service Tax and Education Cess thereon)

Fee for Statutory Audit
Fee for Other Services

	Year ended 31 March 2016	Year ended 31 March 2015
Fee for Statutory Audit	3,00,000	3,00,000
Fee for Other Services	-	-
	3,00,000	3,00,000



National Institute for Smart Government

Notes to the financial statement for the year ended 31 March 2016

26. Expenditure in foreign currency

	Unit	Year ended 31 March 2016	Year ended 31 March 2015
Travel and communication	In Rs.	22,18,571	85,84,406

27. There are no foreign currency exposures as on 31 March 2016 that have not been hedged by a derivative instrument or otherwise.

28. Related Party Transactions

28.1 List of related party and relationship

Mr. Sanjiv Mital

Key Management Personal - CEO / Director

28.2 Related party transactions

	Year ended 31 March 2016	Year ended 31 March 2015
Remuneration to key management personal		
Year end Balances:		
Mr. Sanjiv Mital	54,00,000	54,00,000

29. Provision for current tax and deferred tax has not been made since the income of Company is exempted U/s 12A of the Income Tax Act, 1961.
30. The trade receivable, creditors, loans and advances, Unspent grant balances outstanding as on March 31, 2016 are subject to confirmation.
31. Previous years figures have been regrouped / reclassified wherever necessary to correspond with the current year classification / disclosure.



for and on behalf of the Board
National Institute for Smart Government
 CIN: U85320TG2002NPL039032

Sanjiv Mital
 Sanjiv Mital
 CEO / Director
 DIN:00052570

R Chandrasekhar
 R Chandrasekhar
 Director
 DIN:01312412

New Delhi, 16 September 2016



National Institute For Smart Government			
Sources and Applications of Funds of CB 3 Projects (North East, CB Phase II, SC/ST) (In ₹)			
Particulars	For the Year Ended March 31, 2016		For the Year Ended March 31, 2015
SOURCES OF FUNDS			
Funds Available for Implementation			
Opening Balance	-		-
Grants Received	152,624,000		
Interest on Funds	1,320,776		-
Total		153,944,776	-
APPLICATION OF FUNDS			
Expenses on Programme Management			
Bank Charges	2,222		-
Books	109,650		-
Computer Consumables	82,950		-
Consultancy Fee	20,853,759		-
Conveyance Expenses	169,810		-
Cultural Programme	47,500		-
Documentation & Printing	2,036,245		-
Food & Accommodation	10,486,306		-
Honorarium	1,058,509		-
Out of Pocket Expenses	376,169		-
Postage & Courier	42,701		-
Printing & Stationary	343,583		-
Travelling Expenses	6,218,768		-
Travel Reimbursement (Project	838,373		-
Vehicle Hire Charges	618,761		-
Total		43,285,306	-
Closing Balance		110,659,470	-

Verified from Books of Accounts

For M. Bhaskara Rao & Co
Chartered Accountants

M.V. Ramana Murthy

M.V. Ramana Murthy
Partner

Hyderabad, 16 September 2016



For and on behalf of the Board of Directors

Sanjiv Mital
SANJIV MITAL
CEO

R Chandrasekhar
R CHANDRASEKHAR
DIRECTOR

National Institute For Smart Government				
Sources and Applications of Funds of UIDAI TSU				(In Rs)
Particulars	For the Year Ended March 31, 2016		For the Year Ended March 31, 2015	
SOURCES OF FUNDS				
Funds Available for Implementation				
Opening Balance	(2,976,881)		2,438,695	
Grants Received	67,646,187		44,448,289	
Total		64,669,306		46,886,984
APPLICATION OF FUNDS				
Expenses on Programme Management				
Salaries & Allowances	30,806,000		30,207,545	
Consultancy Fee	182,880		194,832	
Management Fee	6,880,485		6,475,690	
Leave Encashment	250,110		120,284	
Leave Travel Allowance	77,819		70,844	
Variable Pay	7,604,178		5,960,367	
Medical Insurance	(7,943)		(90,323)	
Medical Reimbursement	2,260		9,430	
EPF Employer's Contribution	1,874,372		1,891,539	
EPF Expenses	161,809		180,292	
Relocation Charges	9,991		207,462	
Telephone	236,689		223,472	
Notice Period Recovery	(499,523)		(5,458)	
Food & Accommodation	217,107		338,747	
Travelling Expenses	530,252		842,062	
Conveyance Expenses	1,617		727	
Honorarium	-		-	
Recruitment Expenses	106,174		362,742	
TDS Deducted	1,058,349		2,136,908	
Vehicle Hire Charges	330,557		736,703	
Total		49,823,183		49,863,865
Closing Balance		14,846,123		(2,976,881)

Verified from Books of Accounts

For M. Bhaskara Rao & Co
Chartered Accountants

M.V. Ramana Murthy

M.V. Ramana Murthy
Partner



Sanjiv Mital
SANJIV MITAL
CEO

R Chandrasekhar

R CHANDRASEKHAR
DIRECTOR



Hyderabad, 16 September 2016

National Institute For Smart Government				
Sources and Applications of Funds of PMU DAC				(In ₹)
Particulars	For the Year Ended March 31, 2016		For the Year Ended March 31, 2015	
SOURCES OF FUNDS				
Funds Available for Implementation				
Opening Balance	(64,507)		73,544	
Amount Received	9,789,847		6,712,127	
Total		9,725,340		6,785,671
APPLICATION OF FUNDS				
Expenses on Programme Management				
Salaries & Allowances	7,231,198		4,383,392	
Management Fee	1,436,822		1,036,237	
Leave Encashment	-		210,500	
Variable Pay	1,109,355		1,107,127	
Food & Accommodation	-		2,264	
Medical Insurance	(6,712)		7,983	
Notice Period Recovery	-		(221,219)	
Leave Travel Allowance	-		-	
EPF Employer's Contribution	389,019		255,596	
EPF Expenses	33,195		24,122	
Insurance Charges	-		-	
Relocation Charges	35,752		-	
Telephone	22,515		13,462	
Recruitment Expenses	-		30,714	
Total		10,251,144		6,850,178
Closing Balance		(525,804)		(64,507)

Verified from Books of Accounts

For M. Bhaskara Rao & Co
Chartered Accountants

M.V. Ramana Murthy

M.V. Ramana Murthy
Partner

Hyderabad, 16 September 2016



For and on behalf of the Board of Directors

Sanjiv Mital
SANJIV MITAL
CEO

R Chandrasekhar
R CHANDRASEKHAR
DIRECTOR



National Institute For Smart Government

Sources and Applications of funds of WRD MAHARASTRA

(In ₹)

Particulars	For the Year Ended March 31, 2016		For the Year Ended March 31, 2015	
SOURCES OF FUNDS				
Funds Available for Implementation				
Opening Balance	64,228		8,244	
Amount Received	3,819,913		6,752,350	
Total		3,884,141		6,760,594
APPLICATION OF FUNDS				
Expenses on Programme Management				
Consultancy Fee	3,067,762		5,653,378	
Management Fee	567,009		953,155	
Food & Accommodation	8,610		55,539	
Travelling Expenses	13,957		1,120	
Vehicle Hire Charges	2,351		-	
Conveyance Expenses	-		5,265	
Documentation & Printing	-		-	
Telephone	-		5,610	
Internet Facility Charges	-		3,392	
Out of Pocket Expenses	-		18,907	
Recruitment Expenses	-		-	
Total		3,659,689		6,696,366
Closing Balance		224,452		64,228

Verified from Books of Accounts

For M. Bhaskara Rao & Co
Chartered Accountants



M.V. Ramana Murthy

M.V. Ramana Murthy
Partner

Hyderabad, 16 September 2016



For and on behalf of the Board of Directors

Sanjiv Mital

SANJIV MITAL
CEO

R Chandrasekhar

R CHANDRASEKHAR
DIRECTOR

National Institute FOR Smart Government				
Sources and Applications of funds of UIDAI FIELD SUPPORT ENGINEERS				(In ₹)
Particulars	For the Year Ended March 31, 2016		For the Year Ended March 31, 2015	
SOURCES OF FUNDS				
Funds Available for Implementation				
Opening Balance	4,671,376		1,978,103	
Amount Received	30,362,086		15,279,441	
Total		35,033,462		17,257,544
APPLICATION OF FUNDS				
Expenses on Programme Management				
Salaries & Allowances	14,600,293		5,884,154	
Consultancy Fee	117,716		125,562	
Management Fee	2,940,769		1,189,541	
Leave Encashment	289,263		65,433	
Variable Pay	1,612,574		761,441	
Conveyance Expenses	59,156		72,848	
Medical Insurance	-		(63,160)	
Medical Reimbursement	26,020		6,800	
Notice Period Recovery	(214,226)		(79,520)	
EPF Employer's Contribution	814,827		348,569	
EPF Expenses	79,278		38,873	
Gratuity	10,950		-	
Relocation Charges	170,894		186,342	
TDS Deducted	328,091		1,527,944	
Telephone	265,437		119,658	
Food & Accommodation	2,195,259		771,176	
Travelling Expenses	1,694,675		530,938	
Vehicle Hire Charges	3,480,252		998,848	
Recruitment Expenses	126,663		100,721	
Total		28,597,891		12,586,168
Closing Balance		6,435,571		4,671,376

Verified from Books of Accounts

For M. Bhaskara Rao & Co
Chartered Accountants



M.V. Ramana Murthy
M.V. Ramana Murthy
Partner

Hyderabad, 16 September 2016



For and on behalf of the Board of Directors

Sanjiv Mital
SANJIV MITAL
CEO

R Chandrasekhar
R CHANDRASEKHAR
DIRECTOR

National Institute FOR Smart Government			
Sources and Applications of funds of CIO ROLLOUT			(In ₹)
Particulars	For the Year Ended March 31, 2016		For the Year Ended March 31, 2015
SOURCES OF FUNDS			
Funds Available for Implementation			
Opening Balance	(3,739,098)		(7,173,332)
Amount Received	5,143,598		26,327,411
Total		1,404,500	19,154,079
APPLICATION OF FUNDS			
Expenses on Programme Management			
Consultancy Fee	1,838,283		3,756,786
Food & Accommodation	-		12,892,044
Travel Reimbursement (Project)	-		54,075
Travelling Expenses	-		5,422,360
Vehicle Hire Charges	-		162,888
Conveyance Expenses	-		6,754
Bank Charges	-		17,576
Books	-		17,198
Computer Consumables	-		15,300
Cultural Programme	-		-
Documentation & Printing	-		359,086
Honorarium	-		71,947
Internet Facility Charges	-		-
Legal Fee	-		-
Office Maintenance	-		-
Out of Pocket Expenses	-		-
Postage & Courier	-		34,928
Printing & Stationary	-		33,284
Telephone	-		48,951
Total		1,838,283	22,893,177
Closing balance		(433,783)	(3,739,098)

Verified from Books of Accounts

For M. Bhaskara Rao & Co
Chartered Accountants



For and on behalf of the Board of Directors

Chamunda
M.V. Ramana Murthy
Partner

Sanjiv Mital
SANJIV MITAL
CEO

R Chandrasekhar
R CHANDRASEKHAR
DIRECTOR

Hyderabad, 16 September 2016



Particulars	For the Year Ended March 31, 2016		For the Year Ended March 31, 2015	
SOURCES OF FUNDS				
Funds Available for Implementation				
Opening Balance	(2,646,230)		(1,448,724)	
Grant Received	30,089,715		17,500,000	
Total		27,443,485		16,051,276
APPLICATION OF FUNDS				
Expenses on Programme Management				
Salaries & Allowances	14,911,272		10,910,717	
Consultancy Fee	78,792		48,708	
Management Fee	3,226,240		2,332,755	
Leave Encashment	163,919		213,935	
Variable Pay	2,901,601		1,980,354	
Relocation Charges	51,291		111,882	
Medical Insurance	(5,107)		(54,068)	
Medical Reimbursement	6,505		3,500	
EPF Employer's Contribution	891,811		688,721	
EPF Expenses	74,739		72,044	
Notice Period Recovery	(69,890)		(57,302)	
Food & Accommodation	826,446		487,876	
Travelling Expenses	901,386		581,912	
Conveyance Expenses	52,666		35,008	
Bank Charges	-		-	
Printing & Stationary	-		-	
Recruitment Expenses	99,413		255,953	
Internet Facility Charges	-		-	
TDS Deducted	293,084		200,000	
Telephone	-		-	
Vehicle Hire Charges	1,517,687		885,511	
Total		25,921,855		18,697,506
Closing Balance		1,521,630		(2,646,230)

Verified from Books of Accounts

For M. Bhaskara Rao & Co
Chartered AccountantsM.V. Ramana Murthy
Partner

Hyderabad, 16 September 2016




For and on behalf of the Board of Directors

SANJIV MITAL
CEO
R CHANDRASEKHAR
DIRECTOR

National Institute For Smart Government				
Sources and Applications of funds of UIDAI AADHAR ENABLED				(In Rs)
Particulars	For the Year Ended March 31, 2016		For the Year Ended March 31, 2015	
SOURCES OF FUNDS				
Funds Available for Implementation				
Opening Balance	11,130,122		(29,058,680)	
Grant Received	32,433,917		81,411,740	
Total		43,564,039		52,353,060
APPLICATION OF FUNDS				
Expenses on Programme Management				
Salaries & Allowances	22,026,238		23,783,836	
Management Fee	5,128,429		5,356,814	
Leave Encashment	866,183		218,768	
Variable Pay	5,901,435		6,032,590	
Relocation Charges	33,599		46,526	
Medical Insurance	-		549,381	
Medical Reimbursement	9,454		5,025	
Notice Period Recovery	(350,510)		-	
Leave Travel Allowance	142,686		74,535	
EPF Employer's Contribution	1,331,107		1,547,352	
EPF Expenses	110,985		145,707	
Food & Accommodation	823,043		531,328	
Travelling Expenses	1,351,840		1,195,777	
Conveyance Expenses	20,392		11,160	
Consultancy Fee	90,192		112,416	
Vehicle Hire Charges	1,433,730		1,001,940	
Honorarium	-		-	
Out of Pocket Expenses	-		-	
Recruitment Expenses	125,711		420,406	
TDS Deducted	476,438		-	
Telephone	209,472		189,377	
Total		39,730,424		41,222,938
Closing Balance		3,833,615		11,130,122

Verified from Books of Accounts

For M. Bhaskara Rao & Co
Chartered Accountants


M.V. Ramana Murthy
Partner

Hyderabad, 16 September 2016



For and on behalf of the Board of Directors


SANJIV MITAL
CEO


R CHANDRASEKHAR
DIRECTOR



National Institute For Smart Government				
Sources and Applications of funds of PMU UNIQUE IDENTIFICATION AUTHORITY OF INDIA (In Rs)				
Particulars	For the Year Ended March 31, 2016		For the Year Ended March 31, 2015	
SOURCES OF FUNDS				
Funds Available for Implementation				
Opening Balance	(3,540,069)		25,571,066	
Grant Received	119,608,226		94,159,922	
Interest on Funds	1,139,720		854,387.00	
Total		117,207,877		120,585,375
APPLICATION OF FUNDS				
Expenses on Programme Management				
Salaries & Allowances	50,303,771		40,216,292	
Consultancy Fee	553,447		1,173,563	
Management Fee	11,168,683		8,921,665	
Leave Encashment	1,345,122		940,208	
Variable Pay	10,583,138		8,743,359	
Leave Travel Allowance	54,750		146,924	
Medical Insurance	1,148,586		96,524	
Medical Reimbursement	27,250		5,410	
Notice Period Recovery	(210,815)		(1,421)	
Relocation Charges	116,235		67,125	
EPF Employer's Contribution	3,016,536		2,669,643	
EPF Expenses	274,345		263,574	
Food & Accommodation	2,244,605		2,135,531	
Travelling Expenses	2,513,458		3,721,883	
Conveyance Expenses	83,219		94,793	
Vehicle Hire Charges	3,398,403		2,052,564	
Annual Maintenance Contract	946,028		5,871,156	
Bank Charges	-		2,765	
Computer Consumables	-		5,093	
Documentation & Printing	-		-	
Electricity Charges	3,172,188		7,461,363	
Honorarium	-		15,555	
Insurance Charges	-		-	
Interiors & Renovation	-		-	
Internet Facility Charges	-		-	
Office Maintenance	1,011,043		651,782	
Out Sourcing HR Admin	-		-	
Postage & Courier	-		-	
Printing & Stationary	-		2,310	
Recruitment Expenses	175,359		215,669	
Rent	14,495,025		34,486,044	
Security Services	-		-	
TDS Deducted	1,534,249		3,490,349	
Telephone	514,915		675,721	
Service tax	-		-	
Total		108,469,540		124,125,444
Closing Balance		8,738,337		(3,540,069)

Verified from Books of Accounts

For M. Bhaskara Rao & Co
Chartered Accountants

M.V. Ramana Murthy

M.V. Ramana Murthy
Partner

Hyderabad, 16 September 2016



For and on behalf of the Board of Directors

Sanjiv Mitral
SANJIV MITAL
CEO

R Chandrasekhar
R CHANDRASEKHAR
DIRECTOR

National Institute For Smart Government			
Sources and Applications of funds of PMU DEPARTMENT OF POSTS (In ₹)			
Particulars	For the Year Ended March 31, 2016		For the Year Ended March 31, 2015
SOURCES OF FUNDS			
Funds Available for Implementation			
Opening Balance	3,210,918		3,638,457
Grant Received	92,900,000		79,400,000
Total		96,110,918	83,038,457
APPLICATION OF FUNDS			
Expenses on Programme Management			
Salaries & Allowances	50,679,387		49,986,097
Management Fee	10,979,210		10,203,399
Leave Encashment	861,839		59,482
Variable Pay	9,456,080		7,157,127
Medical Insurance	(134,654)		623,320
Notice Period Recovery	(592,111)		(404,202)
Leave Travel Allowance	172,900		-
EPF Employer's Contribution	3,314,806		3,389,166
EPF Expenses	308,869		351,014
Food & Accommodation	1,700,670		2,527,443
Travelling Expenses	874,880		1,025,978
Vehicle Hire Charges	970		-
Bank Charges	-		18,882
Computer Consumables	(24,100)		70,370
Conveyance Expenses	1,209,043		2,138,560
Documentation & Printing	-		360
Internet Facility Charges	765,465		743,954
Postage & Courier	10,747		78,169
Printing & Stationary	2,290		13,730
Recruitment Expenses	300,369		1,502,930
TDS Deducted	240,000		-
Telephone	409,609		341,760
Total		80,536,269	79,827,539
Closing Balance		15,574,649	3,210,918

Verified from Books of Accounts

For M. Bhaskara Rao & Co
Chartered Accountants



M.V. Ramana Murthy
Partner

Hyderabad, 16 September 2016



For and on behalf of the Board of Directors


SANJIV MITAL
CEO


R CHANDRASEKHAR
DIRECTOR



NATIONAL INSTITUTE FOR SMART GOVERNMENT
Sources and Applications of funds of NeGD-SeMT OF MEDIA LAB ASIA
(In ₹)

Particulars	For the Year Ended March 31, 2016		For the Year Ended March 31, 2015	
SOURCES OF FUNDS				
Funds Available for Implementation				
Opening Balances	(5,729,385)		8,326,204	
Grant Received	423,000,000		412,067,519	
Interest on Funds	250,190		1,138,442	
Total		417,520,805		421,532,165
APPLICATION OF FUNDS				
Expenses on Programme Management				
Salaries & Allowances	290,932,075		284,352,728	
Consultancy Fee	996,503		1,242,344	
Management Fee	39,155,394		54,512,486	
Leave Encashment	5,747,388		2,088,575	
Variable Pay	30,087,942		48,996,693	
Leave Travel Allowance	1,611,455		1,686,180	
Medical Insurance	3,431,882		6,788,860	
Medical Reimbursement	5,210		-	
Notice Period Recovery	(3,256,705)		(1,265,525)	
EPF Employer's Contribution	16,219,678		18,594,828	
EPF Expenses	1,384,263		1,807,776	
Food & Accommodation	16,450		21,668	
Gratuity	799,453		-	
Travelling Expenses	10,357		54,025	
Bank Charges	-		2,380	
Documentation & Printing	-		2,380	
Honorarium	495,000		263,000	
Office Maintenance	-		1,800	
Out Sourcing HR	2,452,796		1,414,425	
Postage & Courier	3,246		586	
Printing & Stationary	1,260		2,400	
Recruitment Expenses	(1,968,710)		4,545,332	
Relocation Charges	1,409,462		1,765,387	
Telephone	546,598		383,222	
Vehicle Hire Charges	6,166		-	
Total		390,087,163		427,261,550
Closing Balance		27,433,642		(5,729,385)

Verified from Books of Accounts

 For M. Bhaskara Rao & Co
Chartered Accountants



 M.V. Ramana Murthy
Partner

Hyderabad, 16 September 2016.



For and on behalf of the Board of Directors


 SANJIV MITAL
CEO


 R CHANDRASEKHAR
DIRECTOR
