



National e-Governance Plan (NeGP)

Shri Shankar Aggarwal,
Joint Secretary,
NeGP





National e-Governance Plan (NeGP)



Vision

“Make all Government services accessible to the common man in his locality, through common service delivery outlets and ensure efficiency, transparency & reliability of such services at affordable costs to realise the basic needs of the common man.”



Strategy to realize vision



- Centralized Initiative, Decentralized Implementation
- Focus on Services & Service levels
- Ownership and Central Role of Line Ministries/State Governments
- Emphasis on Public Private Partnerships (PPP)



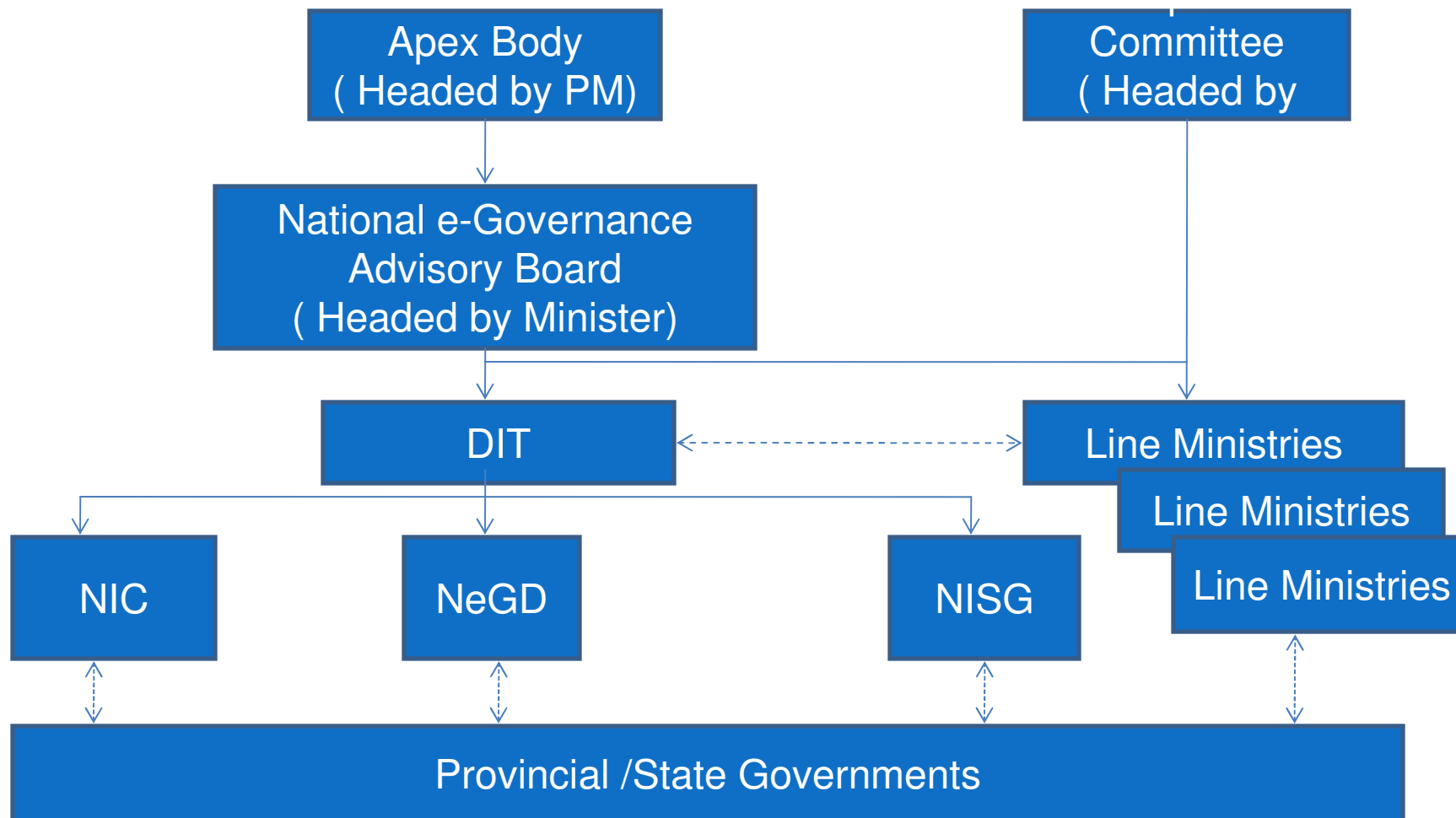
Components of NeGP



- Implementation Framework
- e-Infrastructure
- Web Enabled Delivery of Public Services
- Capacity Building, Awareness, Communication
- Standards, Quality and Security



Implementation Framework





e-Infrastructure



State Wide Area Networks (SWAN)

- Secured network for Government work
- Connecting State HQs ,District HQs, Blocks HQs
- Minimum 2 Mbps Broadband Connectivity

State Data Centers (SDC)

- State of art Data Centers at each of 35 States/UTs
- Housing all applications and databases
- e-Delivery of G2G, G2C and G2B services
- State Portals, State Service Delivery Gateways



Common Service Centers (CSC)

- More than 100,000 tele-centers in 600,000 villages.
- Broad band internet enabled connectivity
- Implementation through PPP



Common Service Centre



Common Service Centre

Multiple Services

Multiple Transaction Points

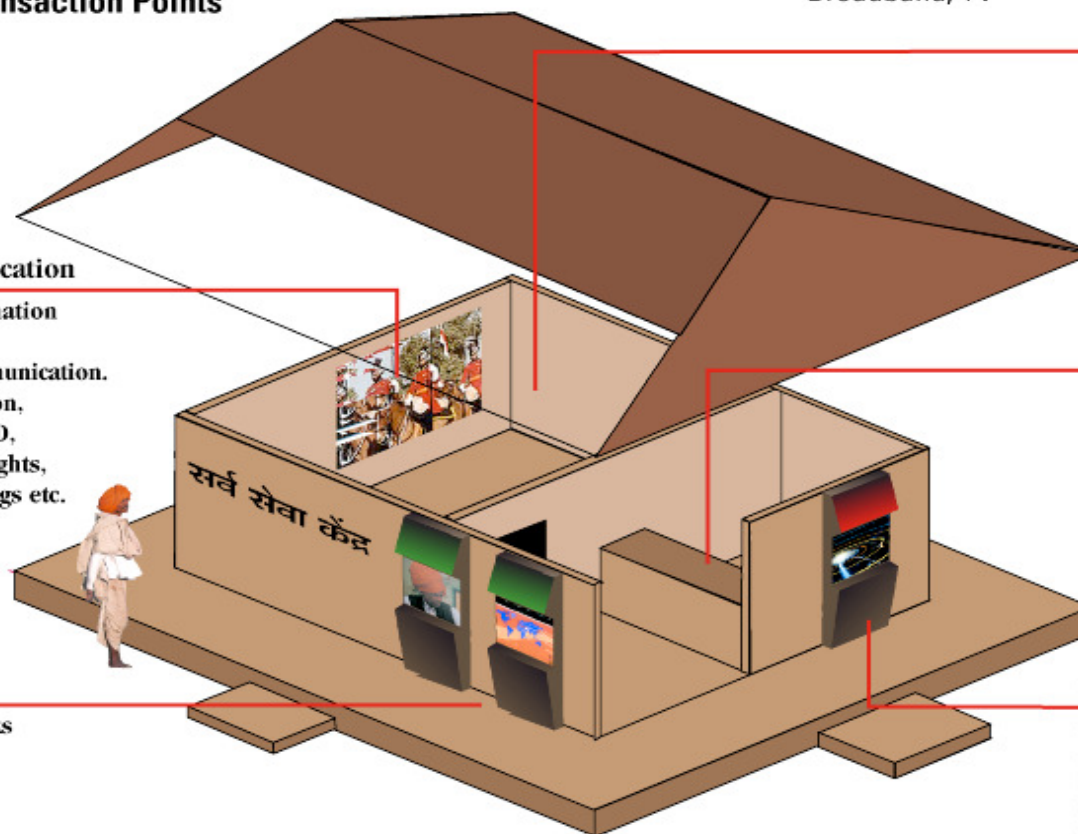
Full connectivity for
G2B, G2C, B2B, B2C, C2C, C2G Services
Broadband, TV

G2C Communication

Common Information
Dissemination
for **all G2C** communication.
Health, Education,
Agriculture, HRD,
Employment, Rights,
Disaster Warnings etc.

Information

Interactive kiosks
Voice and
Local Language
Interface



Edutainment

Multi-functional
space for group
interaction
Entertainment
Training
Empowerment

E-Governance & E-Services

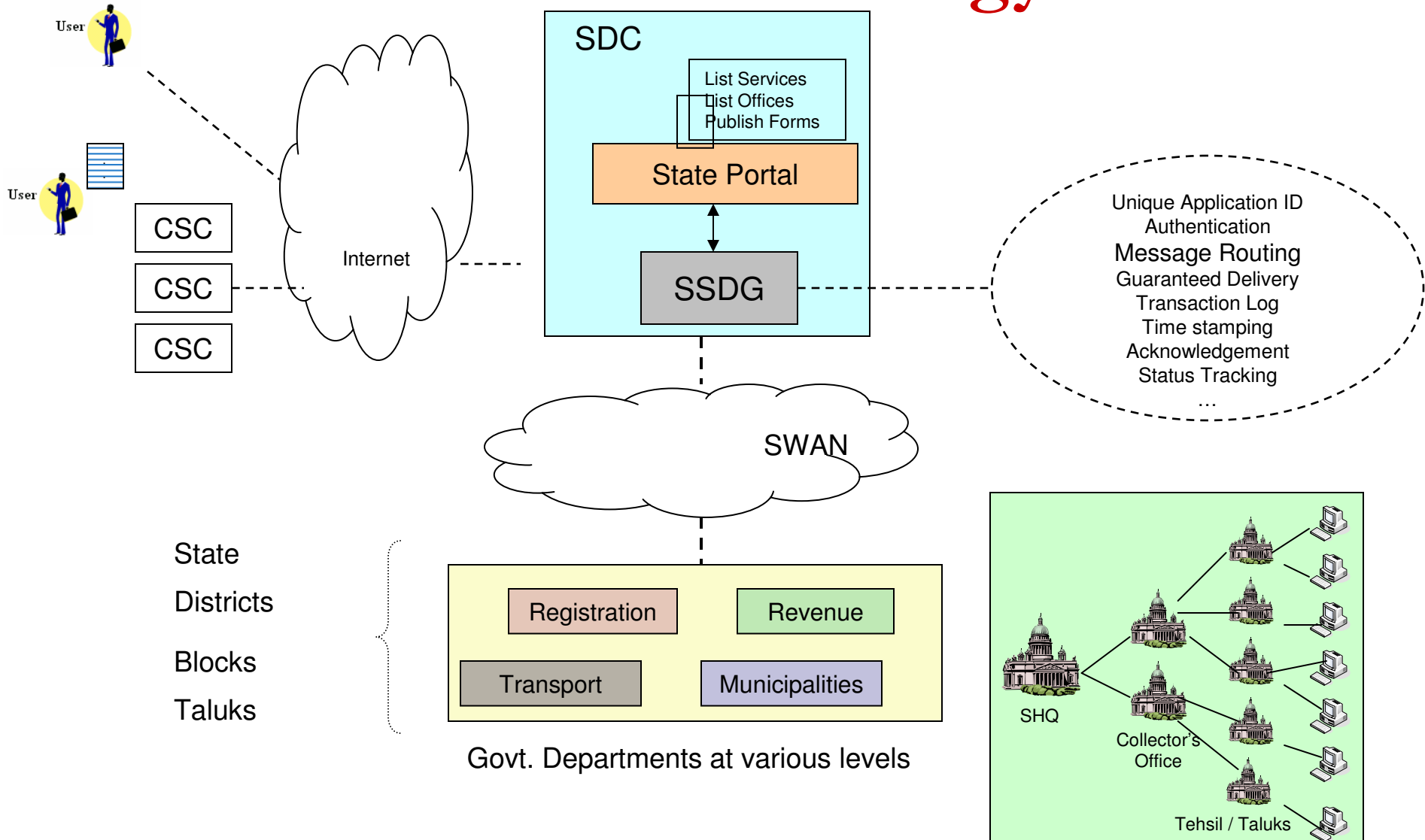
Transactions:
Market, Banking
Records & Information
Documentation
Digital Services
Travel & Transport
Post & Telecom

C2G Kiosk

Grievances
Complaints
Requests
Suggestions



e-Governance Strategy





Mission Mode Projects

Identified on the basis of high citizen / business interface

-

- Central 09 (MCA 21,e-Passport...)
- State 11 (Land records, e-Districts...)
- Integrated 07 (e-Biz, e-Courts...)



Key MMPs



MCA21

- Availability of Information
- Company registration
- Issuance of certified copies of documents
- e-Filing
- Tracking of applications



Key MMPs (contd)



Land Records

- Issue of copy of Records of Rights
- Crop, Irrigation and Soil details
- Filing and Tracking of Status of Mutation Cases
- Availability and submission of forms electronically



Capacity Building and Awareness



- Support to State e- Mission Teams (SeMTs)
- Support to Central Project e-Mission Teams (CPeMTs)
- Support to State Administrative Training Institutes
- Training/Orientation of stakeholders
- Creating awareness regarding NeGP



Standards, Quality and Security



- National Policy on Open Standards
- Localization and Language Technology Standards
- Encouragement to Open source technology
- Quality Assurance & Conformance
- Network and Information Security



Challenges in Implementation of NeGP



- Accelerating the implementation of MMPs
- Involving the State Governments proactively in delivery of G2C services
- Positioning of Professional resources in State & Central Government critical for success of NeGP projects
- Operationalizing of National e-Governance Division (NeGD)



Suggestions for meeting the challenges



- Need for a Chief e-Governance Advisor to PM
- Need for Chief e-Governance Officers (CeGOs) and Information Officers in line ministries
- Rolling out of eDistrict project on priority or delivery of G2C services
- Positioning Professional Resources for State Governments under Capacity Building scheme



Budget Estimates NeGP 2009-10



S.No	Name of the Schemes	Budget Estimates (Rs. In crores)	Allocation (Rs. In crores)
1.	State Wide Area Network (SWAN)	93.00 + 93.00 (ACA)	55.00
2.	State Data Centres (SDCs)	112.00+130.00 (ACA)	65.00
3.	Common Service Centres (CSCs)	306.00 +312.00 (ACA)	180.00 (18.00)
4.	E-Districts	335.00+107.00(ACA)	164.54
5.	E-Bharat (World Bank)	98.00	98.00
6.	Capacity Building	93.00+30.00 (ACA)	55.00
7.	Others	84.00	82.46 (25.00)
	Total	1121.00+669.00 (ACA)	700.00 (43.00)



Proposed Break-up (Rs. In Crore)



■ GIA	: 487.00
■ NE	: 70.00
■ Ext. Aid	: 100.00
■ Other Charges	: 43.00
Total	: 700.00



Other Programmes (Rs. In crores)

S. No.	Name of Schemes	Budget Estimates	Allocation
1.	Horizontal Transfer	02.50	01.20
2.	HRD+ New initiatives in e-Gov	24.50	14.00
3.	Unique ID (UID)	03.00	01.70
4.	PMU including MLAsia	06.00	17.62 (03.70)
5.	Assessment	04.00	(04.00)
6.	Standards for e-Gov (NIC/STQC)	01.50	01.50
7.	India Portal	Nil	04.64
8.	NSDG	04.00	04.00
9.	Open Technology Centre (OTC)	04.00	04.00
10.	NRCFOSS – Setting up of BOSS support centres	07.50	07.50
11.	R&D in e-Gov	05.00	03.00
12.	Awareness and Communication	15.00	(14.50)
13.	CEG	05.00	(02.80)
14.	UNDP supported ICTD Project	02.00	02.00
	Total	84.00	82.46



Thank You!